



INSTRUCTIONS D'ASSEMBLAGE
ASSEMBLY INSTRUCTIONS

MONARCH
SPECIALTIES INC.

I 3138

TABLE D'APPOINT -
30" H / REVERSIBLE BLANC OU NOIR

ACCENT TABLE -
30" H / WHITE OR BLACK REVERSIBLE


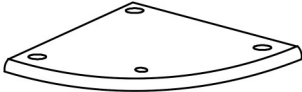


**POUR DE L'ASSISTANCE OU POUR COMMANDER
DES PIÈCES CONTACTEZ NOTRE DÉPARTEMENT
DE SERVICE À LA CLIENTÈLE.**

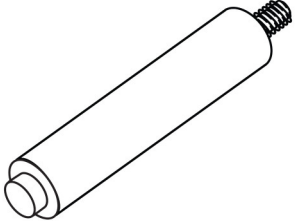
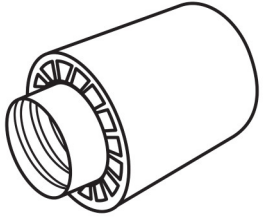
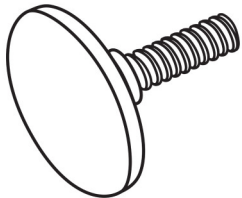
**FOR ASSISTANCE OR TO ORDER PARTS
CONTACT OUR CUSTOMER SERVICE DEPARTMENT**

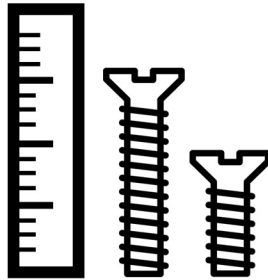
WWW.MONARCHSERVICE.COM

LISTE DES PIÈCES
PARTS LIST

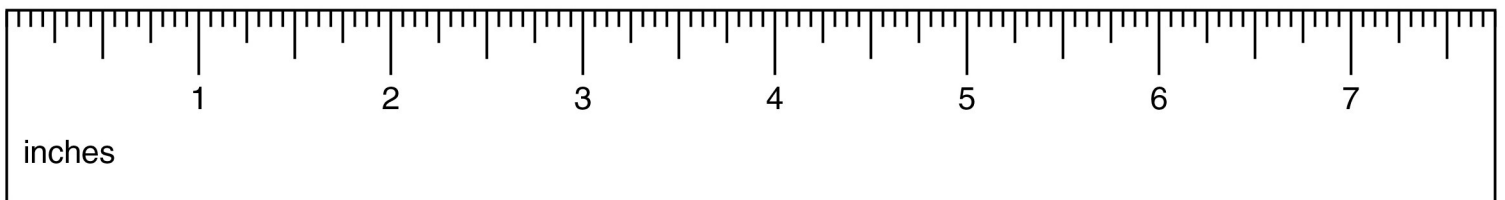
PIÈCE / PART #	IMAGE	DESCRIPTION	QTY / QTÉ
1		SHELF PANEL PANNEAU DE TABLETTE	2
2		BOTTOM PANEL PANNEAU DU BAS	1

LISTE DES PIÈCES DE MONTAGE
HARDWARE LIST

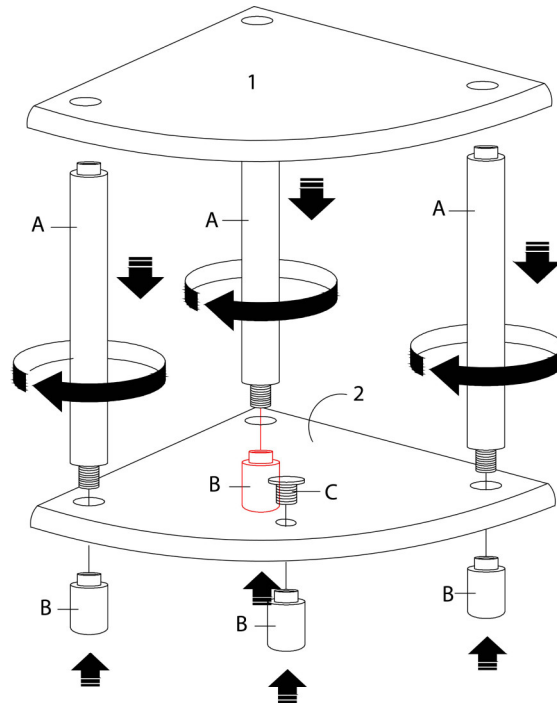
PIÈCE / PART #	IMAGE	DESCRIPTION	QTY / QTÉ
A		<p align="center">SUPPORT - Ø 1 1/4" X 13 3/8"</p> <p align="center">SUPPORT - Ø 1 1/4" X 13 3/8"</p>	6
B		<p align="center">FLOOR PROTECTOR PROTECTEUR DE PLANCHER</p>	4
C		<p align="center">CAP CAPUCHON</p>	4



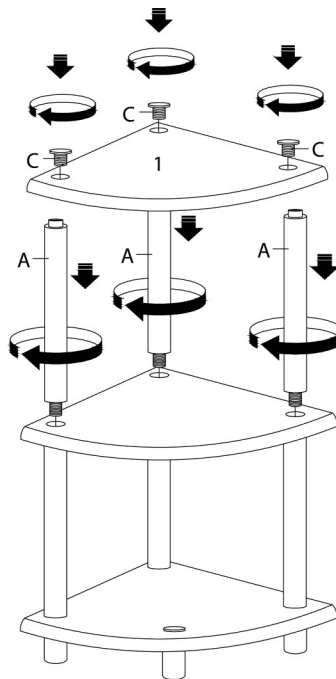
OUTIL DE VÉRIFICATION DE DIMENSIONS DES PIÈCES
HARDWARE DIMENSIONS VERIFICATION TOOL



ÉTAPE / STEP 1



ÉTAPE / STEP 2



ÉTAPE / STEP 3

