




Assembly Instructions

STEP 1




STEP 2




STEP 3



Please follow the direction of arrow to fasten the tabletop.



Please follow the direction of arrow to fasten the legs.



Press the button to adjust the legs.