

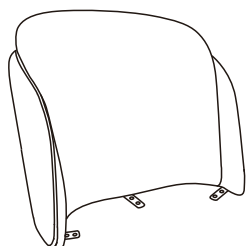
ASSEMBLY INSTRUCTIONS / NOTICE D'ASSEMBLAGE

ITEM: N852P429457

Important note/ Note importante:

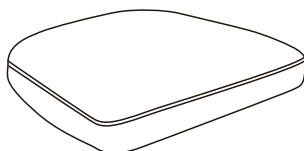
1. Place all parts on a clean and smooth surface such as a rug or carpet to avoid scratching the parts. /Placer les pièces sur une surface propre et lisse tel qu'une couverture ou un tapis pour éviter d'endommager les pièces.
2. Kindly follow the assembly instructions step by step./ Veuillez suivre la notice d'assemblage, pas à pas.
3. Do not tighten all screws and bolts until the chair is fully assembled./ Ne serrer les vis et boulons à fond que lorsque le produit est entièrement assemblé.

A Chair Back
Dossier



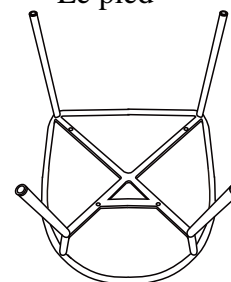
1pc

B Seat cushion
Coussin assise



1pc

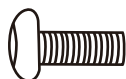
C Leg
Le pied



1pc

HARDWARE IDENTIFICATION / IDENTIFICATION DES PIÈCES MONTAGE

1 Bolt
Boulon



6pcs

2 Bolt
Boulon long



4pcs

3 Footpads
La patte de chaise



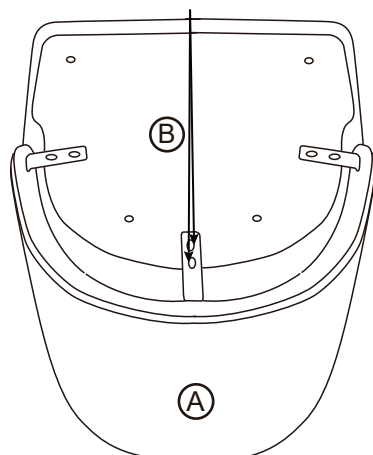
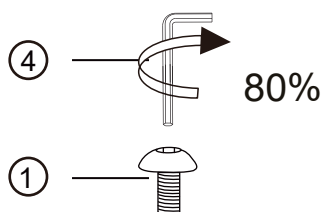
4pcs

4 Allen Key
Clé Allen



1pc

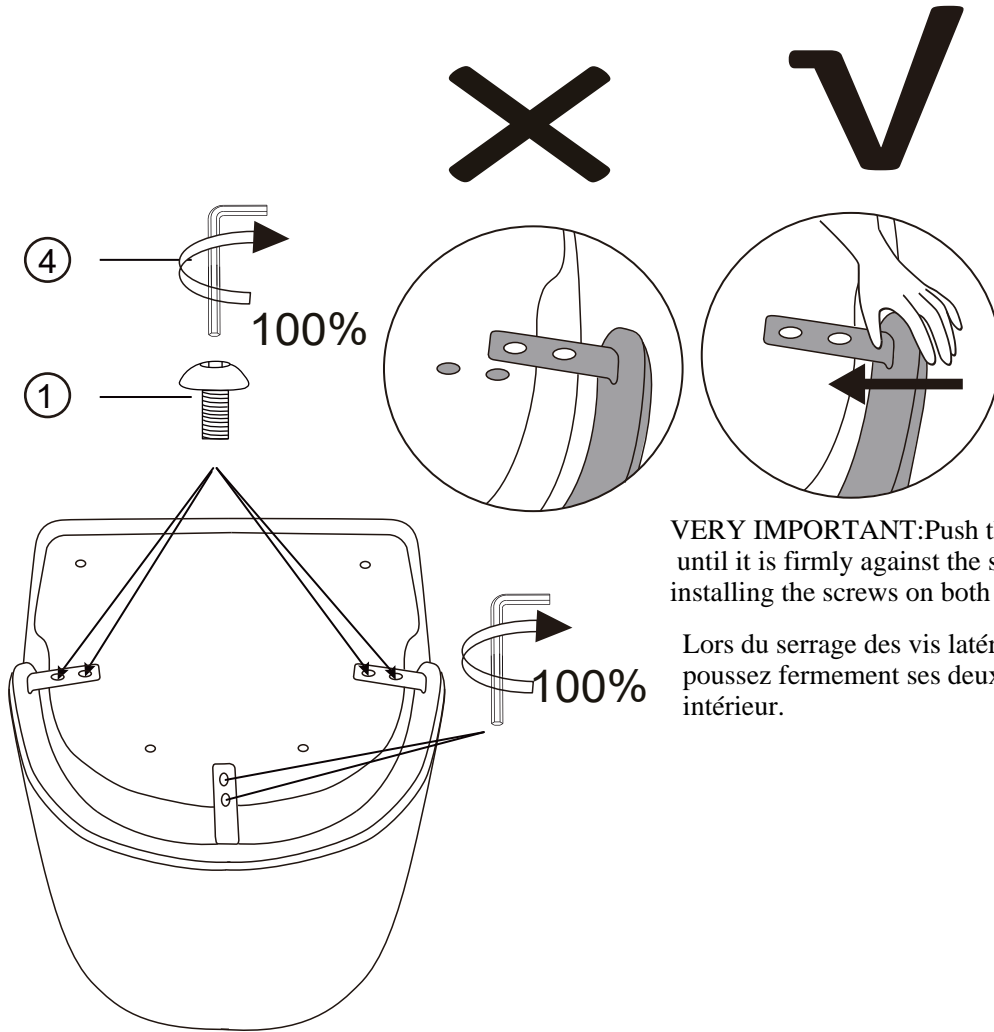
STEP 1 / ÉTAPE 1



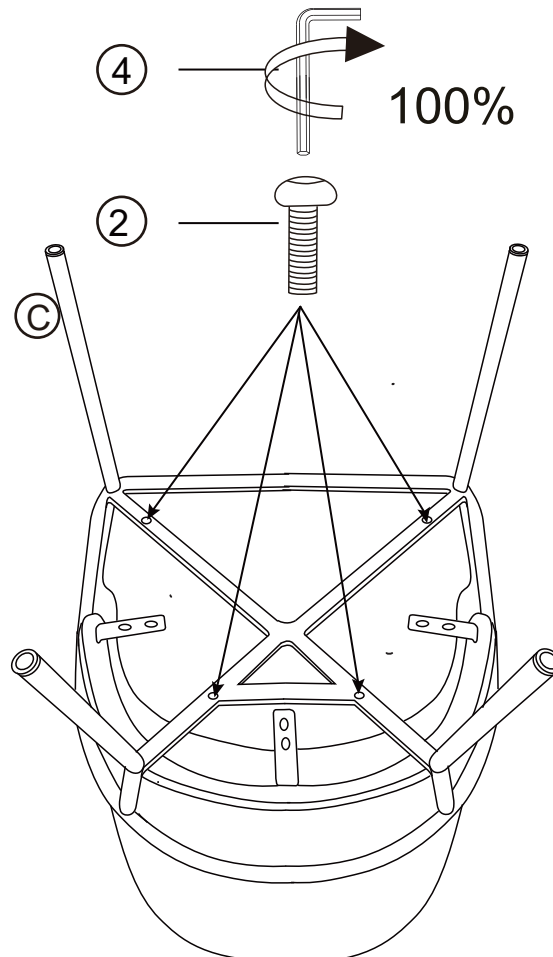
ASSEMBLY INSTRUCTIONS / NOTICE D'ASSEMBLAGE

ITEM: N852P429457

TEP 2 / ÉTAPE 2



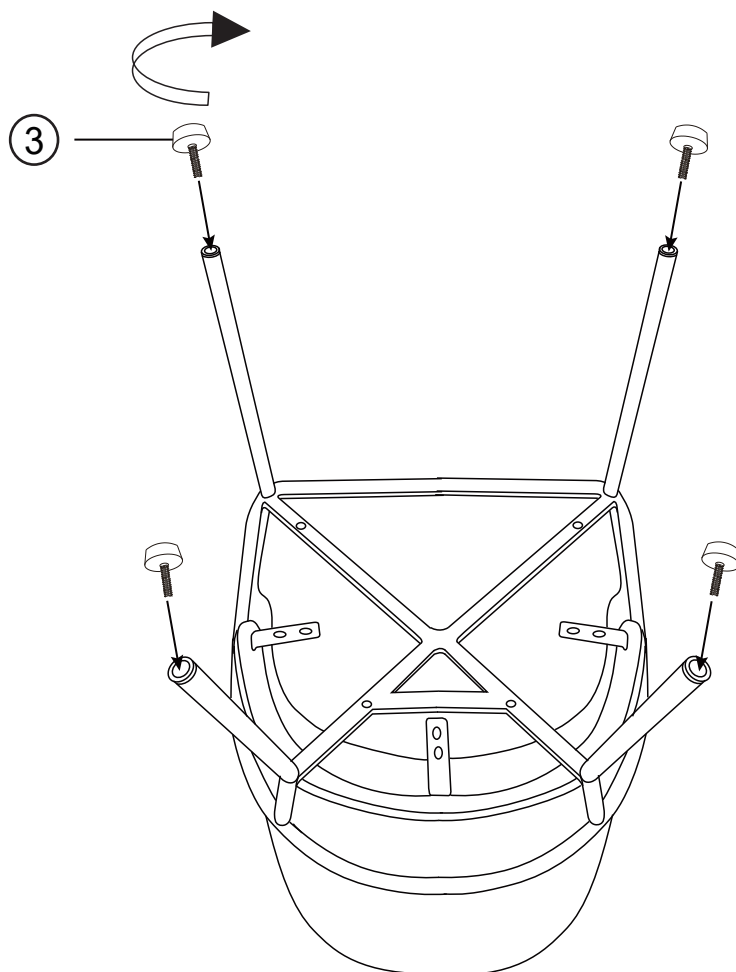
TEP 3 / ÉTAPE 3



ASSEMBLY INSTRUCTIONS / NOTICE D'ASSEMBLAGE

ITEM: N852P429457

TEP 4 / ÉTAPE 4



COMPLETE

